







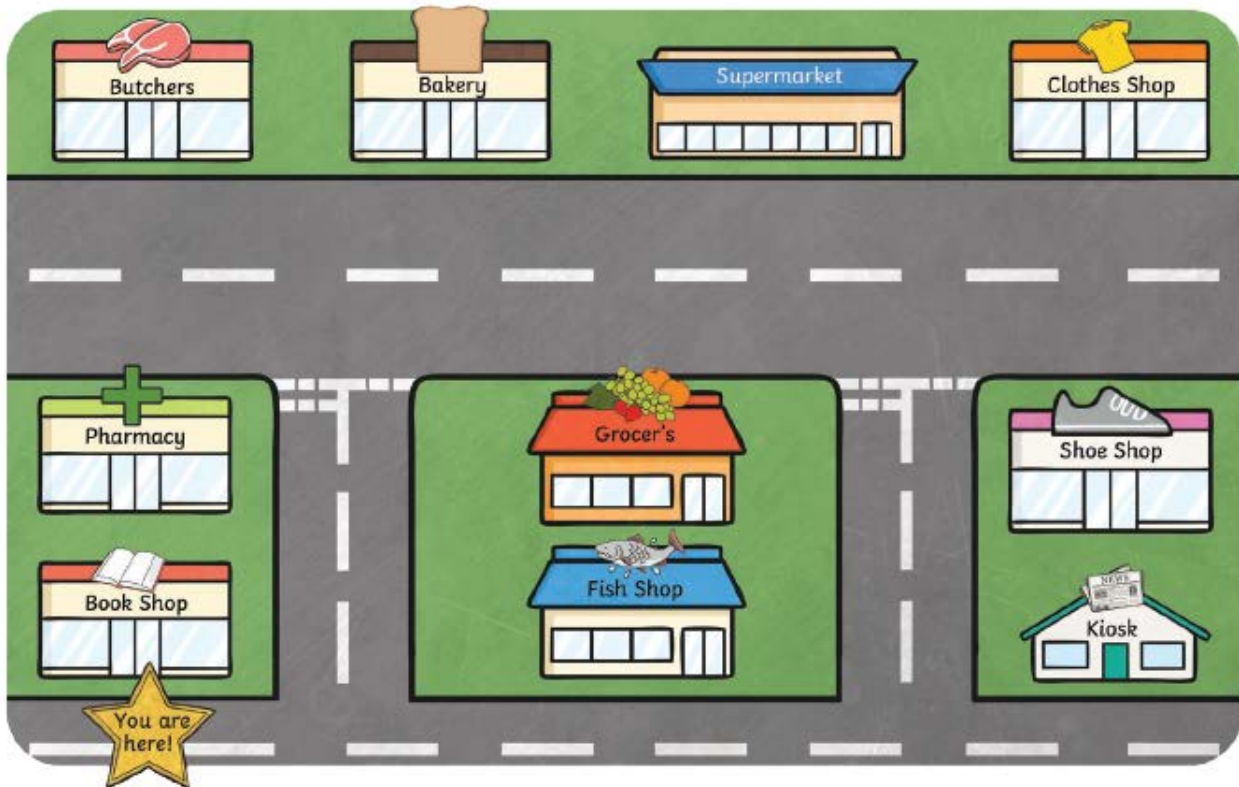


## Mini e-learning no. 17

### Vocabulary: Giving directions

			
Turn left (at...)	Turn right (at...)	Go straight on	Turn second left
			
Go past ...	Go through	Cross the road	Turn second right

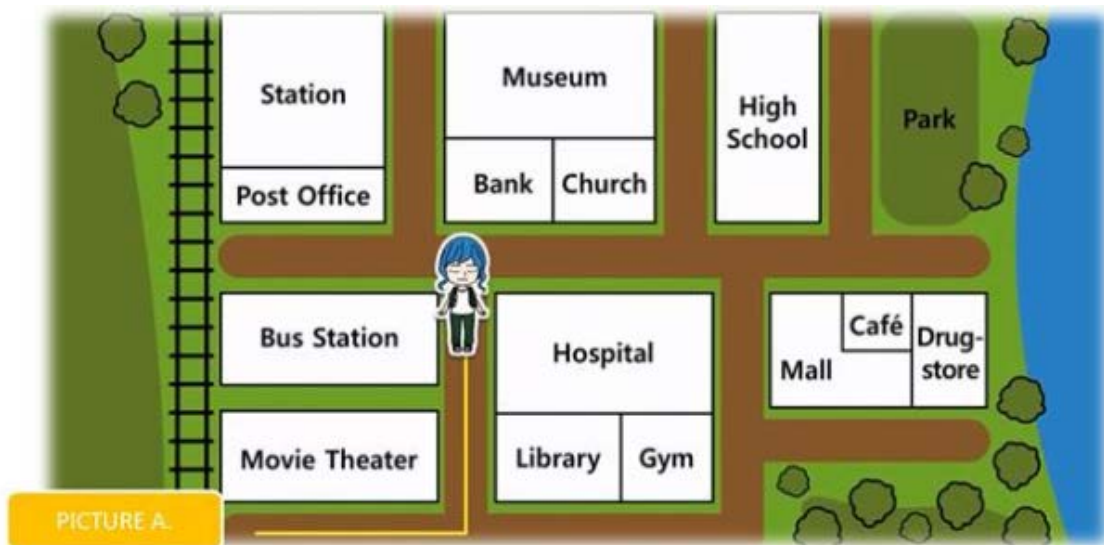
#### 1. Directions in the city:



Write the missing directions to get to the right shops. How do you get to...?

- The butchers: Go straight ahead. Take the first left. Turn left. It's on the right.
- The bakery: Go straight ahead. \_\_\_\_\_
- The grocer's: \_\_\_\_\_
- The pharmacy: \_\_\_\_\_
- The kiosk: \_\_\_\_\_
- The supermarket: \_\_\_\_\_

2. Look at the picture and answer the questions:



- 1) Where is the Bus Station? \_\_\_\_\_
- 2) Where is the Café? \_\_\_\_\_
- 3) Where is the Movie Theater? \_\_\_\_\_
- 4) Where is the Library? \_\_\_\_\_
- 5) Where is the High School? \_\_\_\_\_
- 6) Where is the Drug-Store? \_\_\_\_\_

## ŘEŠENÍ



### 1.cvičení:

- The butchers: Go straight ahead. Take the first left. Turn left. It's on the right.
- The bakery: Go straight ahead. Take the first left. Turn right. It's on the left.
- The grocer's: Go straight ahead. Take the first left. Turn right. It's on the right.
- The pharmacy: Go straight ahead. Take the first left. It's on the left.
- The kiosk: Go straight ahead past both turns. It's on the left.
- The supermarket: Go straight ahead. Take the second left. Turn left. It's on the right.